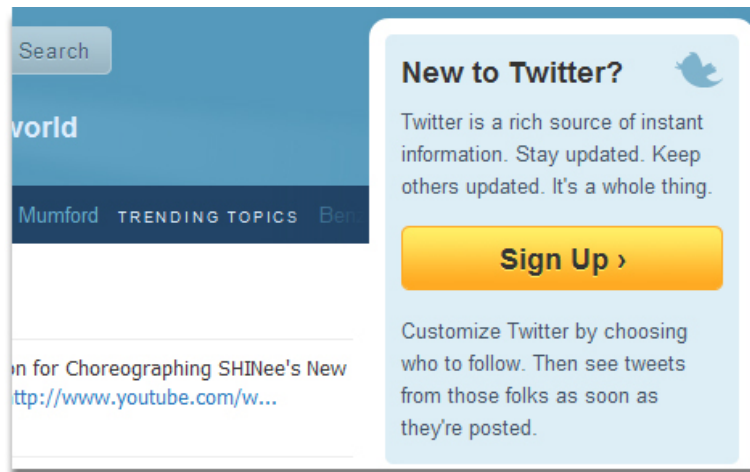


How To Sign Up and Follow Us On Twitter

The Basics

Navigate to <http://twitter.com> and select the yellow button on the right hand of your screen, or simply navigate to <https://twitter.com/signup>. This will take you to the main signup page.



The first field you will be asked to fill out is your full name. By using your real name, you increase your relevancy and familiarity with your followers.

Full name	<input type="text" value="Joe Bloggs"/>	✓ ok
Your full name will appear on your public profile		

Next, you will be asked to select a username. Try to pick something that describes you - whether it's a nickname, an interest or your occupation. This will be the name your followers use when sending @replies, direct messages, or Retweets.

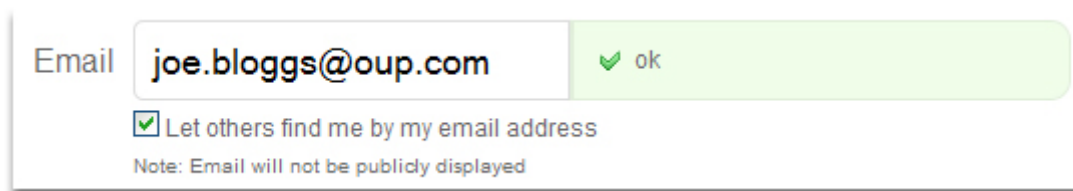
Username	<input type="text" value="JoeBloggsOUP"/>	✓ ok
Your public profile: http://twitter.com/ JoeBloggsOUP		

Please note: You can change your username in your account settings at any time.. Usernames must be fewer than 15 characters in length.

Once you have selected an appropriate username, you will be asked to enter a password. **Be tricky!** Make sure your password contains letters, numbers, and symbols. Please do not use a password based on a word found in the dictionary.

Password	<input type="password" value="●●●●●●●●●●"/>	✓ Very Strong
----------	---	---------------

Once you have entered a sufficiently strong password, please provide an email address. We use this to confirm your account before you can finish the signup process.

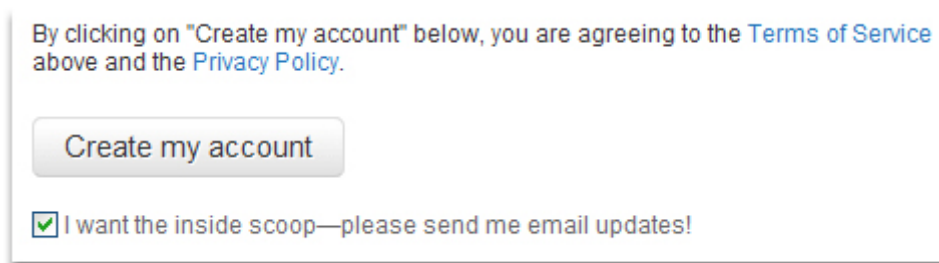


Email

Let others find me by my email address

Note: Email will not be publicly displayed

Take a look at the Terms of Service, select whether you want to be kept updated by email and click **Create my account**.

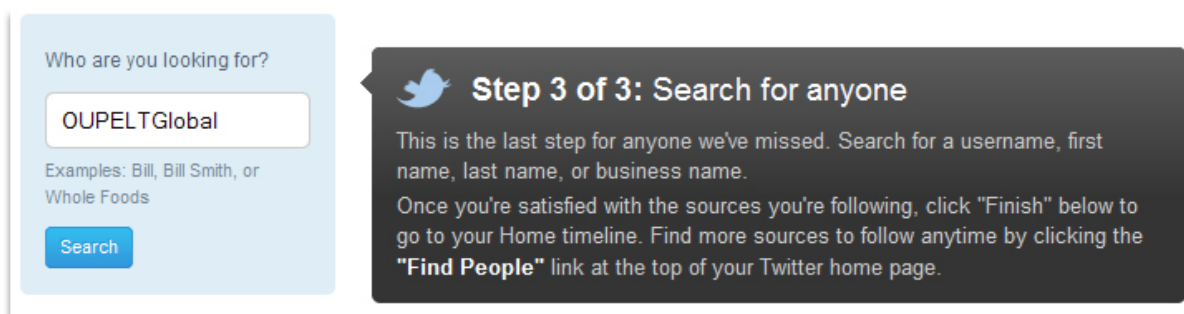


By clicking on "Create my account" below, you are agreeing to the [Terms of Service](#) above and the [Privacy Policy](#).

I want the inside scoop—please send me email updates!


Follow OUPELTGlobal

On the next screen, click the blue button in the bottom right corner until you are on the Search page. In the Search box, type OUPELTGlobal and click **Search**.



Who are you looking for?

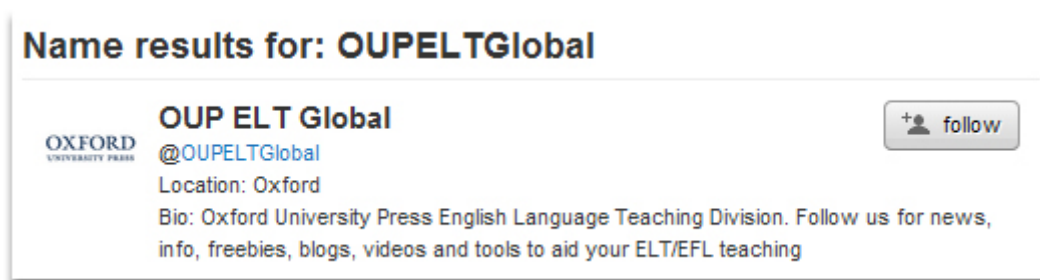
Examples: Bill, Bill Smith, or Whole Foods

 **Step 3 of 3: Search for anyone**


This is the last step for anyone we've missed. Search for a username, first name, last name, or business name.

Once you're satisfied with the sources you're following, click "Finish" below to go to your Home timeline. Find more sources to follow anytime by clicking the "Find People" link at the top of your Twitter home page.

Our Twitter account will show up in the search results. Simply click on the **Follow** button to the right of our name and you'll be following us! Simple as that!



Name results for: OUPELTGlobal

 **OUP ELT Global**

@OUPELTGlobal

Location: Oxford

Bio: Oxford University Press English Language Teaching Division. Follow us for news, info, freebies, blogs, videos and tools to aid your ELT/EFL teaching

Now just go to your account home page at <http://twitter.com> and you'll see our updates!